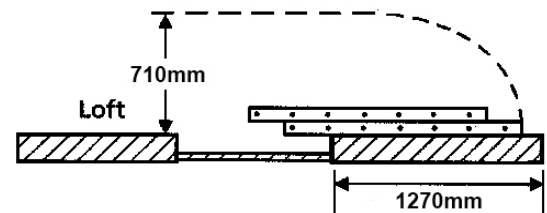
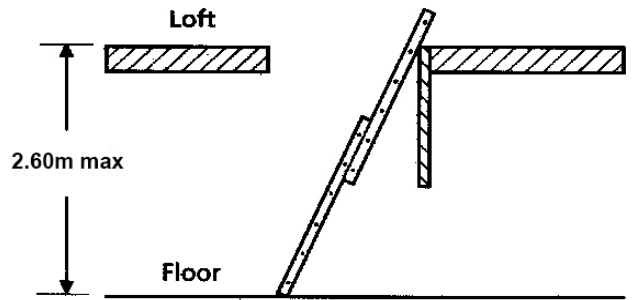
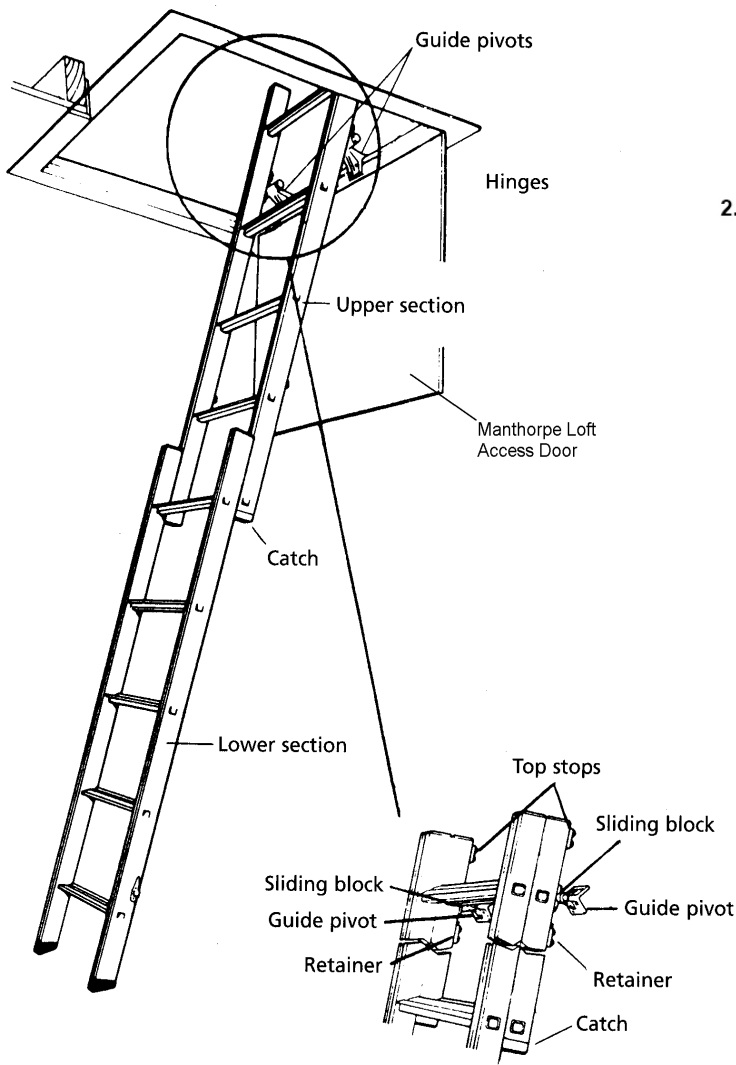


2 Section Loft Ladder

CODE **GL256**



Description:

This 2 Section Loft Ladder provides an effective solution to loft access when combined with a GL250 loft access door. The robust two sections, aluminium constructed unit is compact, lightweight and easy to fit.

Feature include: -

- Metal safety catch which prevents premature drop during smooth sliding ladder operation.
- Deep non slip Treads.
- Rubber feet for extra stability.

A complete fitting accessory pack and fitting instructions are supplied with each ladder, including operating pole.

PACKING DETAILS	Individual package in protective shrink film
MATERIAL	Aluminum
WEIGHT	5KG
MAX LOAD	150KG
STANDARD	EN14975:2006

MANTHORPE BUILDING PRODUCTS LTD
 MANTHORPE HOUSE
 BRITTIAN DRIVE
 CODNOR GATE BUSINESS PARK
 RIPLEY
 DERBYSHIRE DE5 3ND

TEL: 01773 303 000
 FAX: 01773 303 300
 EMAIL: mbp.care@manthorpebp.co.uk
 WEB: www.manthorpebp.co.uk

DRN M.C Date 26.06.19

The company maintains a policy of continuous development of its product range and reserves the right to amend the specification without notice.

DRG No

MBP 8187

Issue

C