

Roll-Out Clay Ridge System - Overview

CODE **GDRR-CL**

Description

The Manthorpe Roll-Out Clay Ridge is a mechanically fitted system which securely fixes the ridge tiles on to a roof and provides 5,000mm²/m ventilation to the batten void or roof space through the vent roll, which is the equivalent to a continuous 5mm gap.

Due to the nature in which the system is fitted, there is no need for mortar, making the job of fixing the ridge quick, easy, and clean, as well as making it possible during frosts and other adverse weather conditions.

The system is designed to suit traditionally deeper clay ridge tiles (both round and angled), but is also compatible with concrete ridge tiles and can be fitted onto most roof coverings, including profiled tiles. The system is designed to fit a duo pitch roof which has a pitch between 15 and 45 degrees.

The system is available in 2 different colours (Black and Dark Brown) and can be used in conjunction with Manthorpe's Ridge End Caps and both their SmartVerge and Linear Dry Verge systems.

Specifiers should ensure that dry fix roofing systems are compatible with their detail prior to installation.

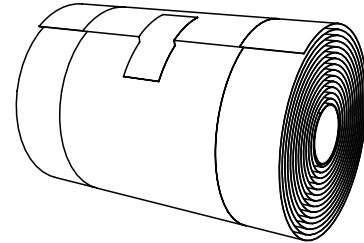
Independently tested to conform with the requirements of BS 8612.

Features:

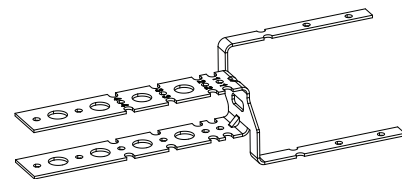
- A mechanically fixed system for securing clay ridge tiles without the need for mortar and pointing.
- Vented ridge roll provides a 5,000mm²/m of airflow.
- One box provides all of the components required for a 6 metre ridge run with 450mm long tiles (excludes tiles).
- Additional unions available for use with shorter ridge tiles.
- Compatible with most makes of clay and concrete ridge tiles; both round and angled.
- Designed for use on roofs with pitches between 15° & 45°.
- The system can be fitted onto most slate, clay and concrete roof coverings, including profiled tiles.
- Quick and easy to fix with no special tool requirements.
- Available in 2 different colours (Black and Dark Brown)
- Ridge ends can be finished off with Manthorpe's ridge end caps, available from their dry verge range.

GDRR-CL System Components

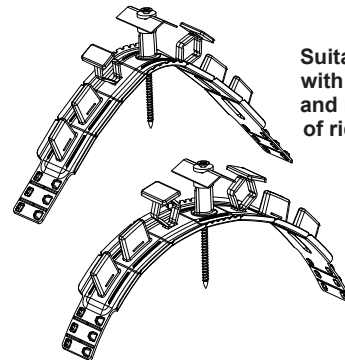
6 Metre Vent Roll



Batten Support Bracket



Clay Ridge Union



Suitable for use with both angled and round styles of ridge/hip tiles

GDRR-CL System Pack Quantities

GDRR-RR	x1 6 metre Vent Roll
GDRR-CU	x13 Clay Ridge Unions
GDRR-BS	x10 Batten Support Brackets.

References

- BS 5250 Control of Condensation in Building
- BS 5534 Code of Practice for Slate and Tiling
- BS EN 1991-1-4 Actions on structures. Wind Actions
- BS 8612:2018 Dry-fixed Ridge, Hip and Verge Systems for Slating and Tiling
- NHBC Standards: Chapter 7.2 Pitched Roofs

BS 8612 Specifications

- Profile class compatibility: **Low** (≥ 1.15 Expansion)
High (≥1.30 Expansion)
- Provides a measured geometric free area of 5,000mm²/M.
- Performance data for the tests conducted on this product is available upon request.

MANTHORPE BUILDING PRODUCTS LTD
MANTHORPE HOUSE
BRITAIN DRIVE
CODNOR GATE BUSINESS PARK
RIPLEY
DERBYSHIRE DE5 3ND

TEL: 01773 303 000
FAX: 01773 303 300
EMAIL: mbp.care@manthorpebp.co.uk
WEB: www.manthorpebp.co.uk

DRN K.B. Date 20.06.19

The company maintains a policy of continuous development of its product range and reserves the right to amend the specification without notice.

DRG No

MBP 8322

Issue

D