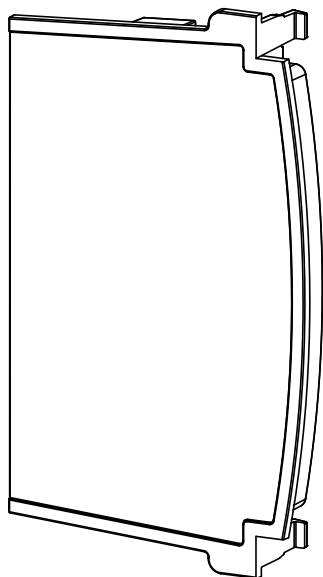


### Linear Dry Verge Eaves End Cap

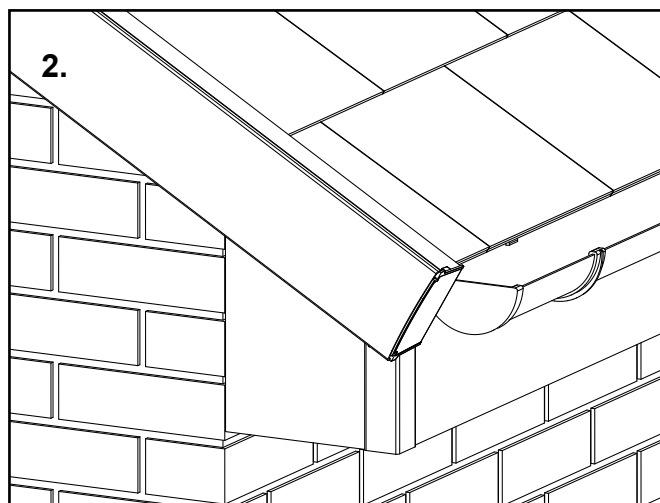
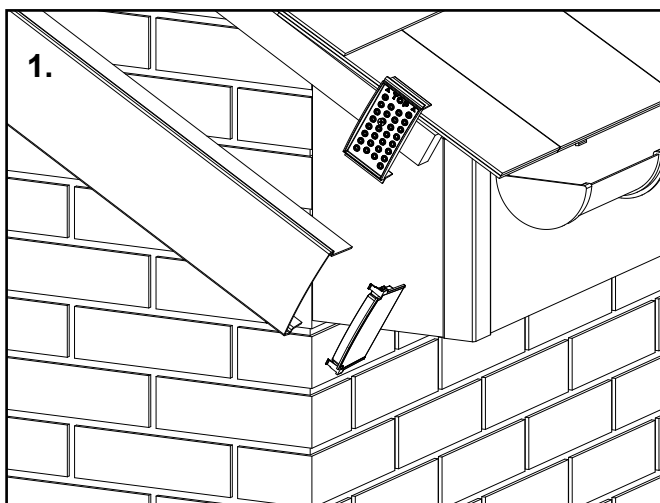
Code: **GLV-EE**



<b>PACKING DETAILS</b>	10 Packs per box
<b>WEIGHT</b>	335g per box 25g per part
<b>MATERIAL</b>	Polypropylene
<b>MANUFACTURING PROCESS</b>	Injection Moulded
<b>COLOUR VARIATIONS</b> (Illustrative)	<p>Slate Grey (GR)      Black (BL)      Terracotta (TR)      Brown (BR)</p>

#### Description

The Linear Dry Verge Eaves End can be used to neatly finish and close the bottom section of Linear Dry Verge down at eaves level. In some instances, it may be necessary to extend the bottom Linear Dry Verge unit past the gutter and fit the Eaves End so that it doesn't foul on the guttering (see illustrations below). The Eaves End is designed to clip into the bottom Dry Verge unit. When fixing in the Eaves End take care not to block up the drainage slots located on the side tabs. The Eaves End is available in a variety of colours to match the other components in the Linear Dry Verge system.



MANTHORPE BUILDING PRODUCTS LTD  
MANTHORPE HOUSE  
BRITAIN DRIVE  
CODNOR GATE BUSINESS PARK  
RIPLEY  
DERBYSHIRE DE5 3ND

TEL: 01773 303 000  
FAX: 01773 303 300  
EMAIL:  
mbp.care@manthorpebp.co.uk  
WEB:  
www.manthorpebp.co.uk

<b>DRAWN</b>	<b>ISSUE DRAWN</b>
J.B. 21/11/16	D.W. 03/10/24

The company maintains a policy of continuous development of its product range and reserves the right to amend the specification without notice.

DRG No

**MBP 8285**

Issue

**05**